



SCENARIOS AND POSSIBLE RESPONSES TO THE RAPID EXPANSION OF SYNTHETIC DRUG MANUFACTURE, TRAFFICKING, MARKETING AND CONSUMPTION

Mission: To advance the conversation about the legalization of all drugs through community service and research

A presentation to INCB Civil Society Hearing, Vienna NGO Committee on Drugs
22 May 2024
By Veronica Wright, Founder and Michael Galipeau, Board Member



AGENDA



- ❖ Background: The War on Drugs, the resulting crime, and the need for change
- ❖ Our research question, methods, results
- ❖ Our response to the rapid expansion of synthetic drug manufacture, trafficking, marketing, and consumption
- ❖ Questions and Answers



BACKGROUND:

THE WAR ON DRUGS, THE RESULTING CRIME, AND THE NEED FOR CHANGE



- ❖ Our organization and the War on Drugs
- ❖ The relationship between drug arrests and violence
- ❖ Baltimore's history of mass incarceration and gun violence
 - ❖ Baltimore is 9% of state's population but represent 40% of the state's prison population
- ❖ The need for change



OUR RESEARCH QUESTION



- ❖ We sought to evaluate drug arrest and homicide trends between 2012-2019 and assess trend differences between neighborhoods with and without legacies of hyper-incarceration.
- ❖ We hypothesized that hyper-incarcerated neighborhoods will have the highest rates of drug arrests and homicides rates over the study period.



OUR RESEARCH METHODS



- ❖ We examined trends pre and post uprising and homicide incidence for each year between neighborhoods with legacies of incarceration versus all other neighborhoods.
- ❖ Calculated incidence rates per year to assess disparities between neighborhoods that have been impacted by mass incarceration.



OUR RESEARCH RESULTS



Figure 1a. Observed vs fitted incidence rate of homicide in high incarceration vs all other neighborhoods in Baltimore city, 2012-2019

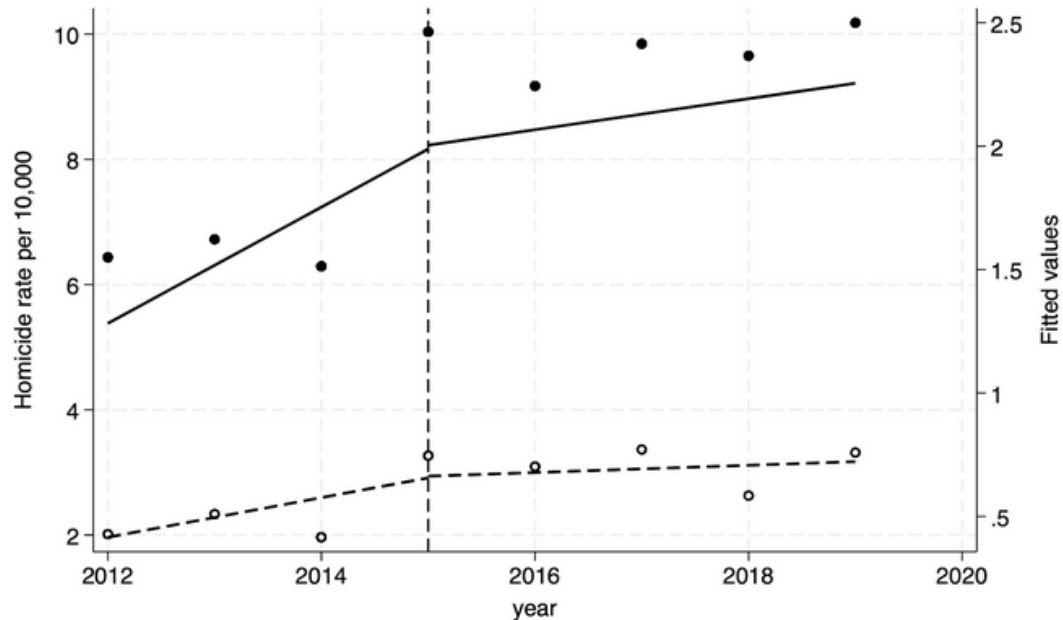


Fig 1. Observed vs fitted incidence rate of homicides per 10,000 residents in high incarceration vs all other neighborhoods in Baltimore City, 2012-2019

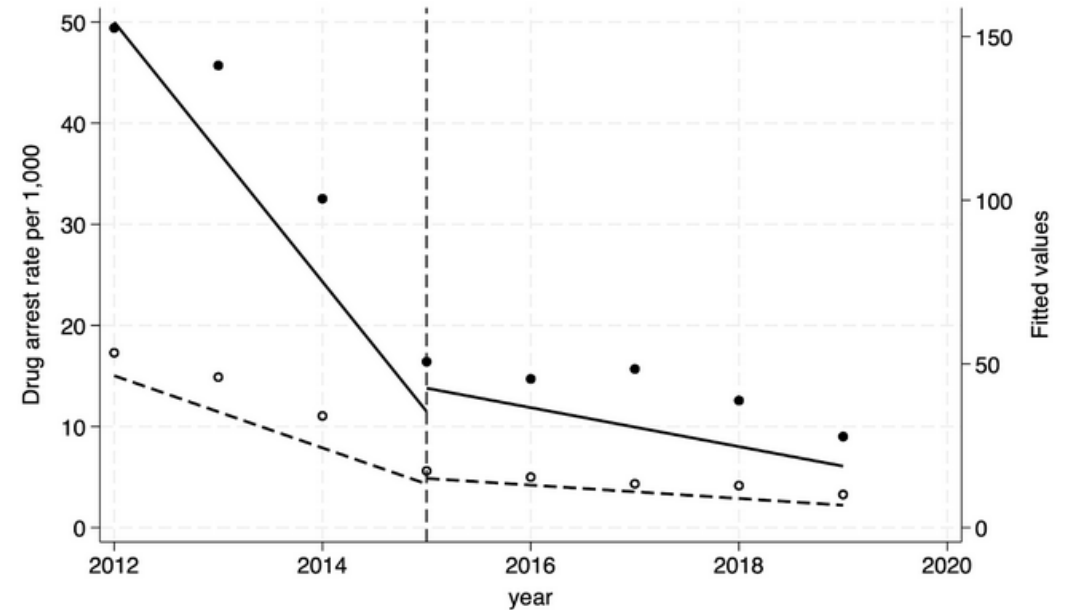


Fig 2. Observed vs fitted incidence rate of drug arrests per 10,000 residents in high incarcerations vs all other neighborhoods in Baltimore city, 2012-2019.



OUR RESPONSE



❖ An illicit market for drugs produces drug overdoses, drug market violence, trafficking, marketing, synthetic manufacturing, and consumption.

❖ Drug legalization and regulation will:

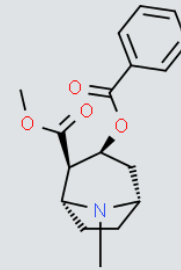
Reduce drug overdoses

Reduce drug market violence

Reduce incarcerations

Open the door to industrial research

Drug Legalization = Saving Lives



QUESTIONS



Open to Discussion

www.nationalcoalitionfordruglegalization.org

keepdrugslegal@gmail.com

<https://reason.org/policy-study/the-drug-legalization-handbook/>

